

Documentation Guide

“Social Microblogging PRO”

By Miguel Vasquez

*Thank you for purchasing my script. If you have any questions that are beyond the scope of this help file, please feel free to email via migueltasquezweb@gmail.com.
Thanks so much!*

Social Microblogging PRO Twitter is a script style, designed to share news, events, or simply what you want, through publications of 140 characters, and may refer to other users, create Hashtag and share with other site users. a part of it can upload images, videos from Youtube, DailyMotion, Screenr, DotSub, Hulu (Permitted users only united states) or Vimeo. Follow other users, send direct messages and other features that will be described below.

Features:

Users/General:

1. Built with Bootstrap 3.2
2. Font Awesome
3. IcoMoon
4. Flat UI
5. Send message direct/private
6. Authentication with **Twitter**
7. Customizable profile page.
8. Follow/Unfollow users
9. System favorites
10. Trending worldwide
11. **@Mentions** // Page Interactions
12. **#Hashtag**
13. Real-time updates on Page index
14. Real-time updates on **Discover Page**
15. Real-time updates on **Search Page**
16. Find people
17. Comments on posts
18. Page Status like twitter
19. List of Trends worldwide
20. Suggestions for who to follow

21. Block/Unblock users
22. Private profile
23. Option delete Account
24. Users can change your user name as often as you wish
25. Upload cover (You can edit position)
26. Upload Background
27. Upload avatar (You can edit position)
28. Set the Color Link
29. Set the Color/Position Background
30. Upload Video from Youtube (API)
31. Upload Video from Vimeo(API)
32. Upload Video from DailyMotion(API)
33. Upload Video from Screenr(API)
34. Upload Video from DotSub(API)
35. Upload from Hulu (Permitted users only united states)
36. Can Embed slides from SlideShare
37. User validation by email
38. Recovery password
39. An email, by account
40. Users verified twitter style
41. only you can send private messages to your followers, twitter style
42. You can tell if a user is following you "FOLLOWS YOU"
43. Report users/publications
44. Change password
45. **Discover page:** where is the publication of the users who are not following
46. Delete Posts
47. You can login with your username or email
48. Integration **SoundCloud**
49. Multilanguage System
50. Live Notifications.
51. Notifications in the browser bar
52. Notifications by email
53. Repost (Retweet)
54. Autocomplete Ajax
55. Map with Google Maps link to the original map
56. Preview URL
57. URL is detected dynamically (The user places the URL in the text box directly)
58. PHPMAILER
59. Over 100 emoticons accessible from the post box
60. Ability to create Post with line breaks

Admin Features:

1. Set Site Name
2. Set Keywords(SEO)
3. Set Description(SEO)
4. Set Message/Post length
5. Edit pages static e.g: Privacy, Help
6. Manage Users
7. Delete/Suspended Users
8. Change type account of users
9. Manage Users reported
10. Manage Posts reported
11. Manage Ads
12. Change password
13. Allow new registrations
14. Check users
15. Admin can enable or disable the user records, and to verify whether or not users all from the admin panel.
16. Edit the color of the header icons, and edit the color of the icon Verified

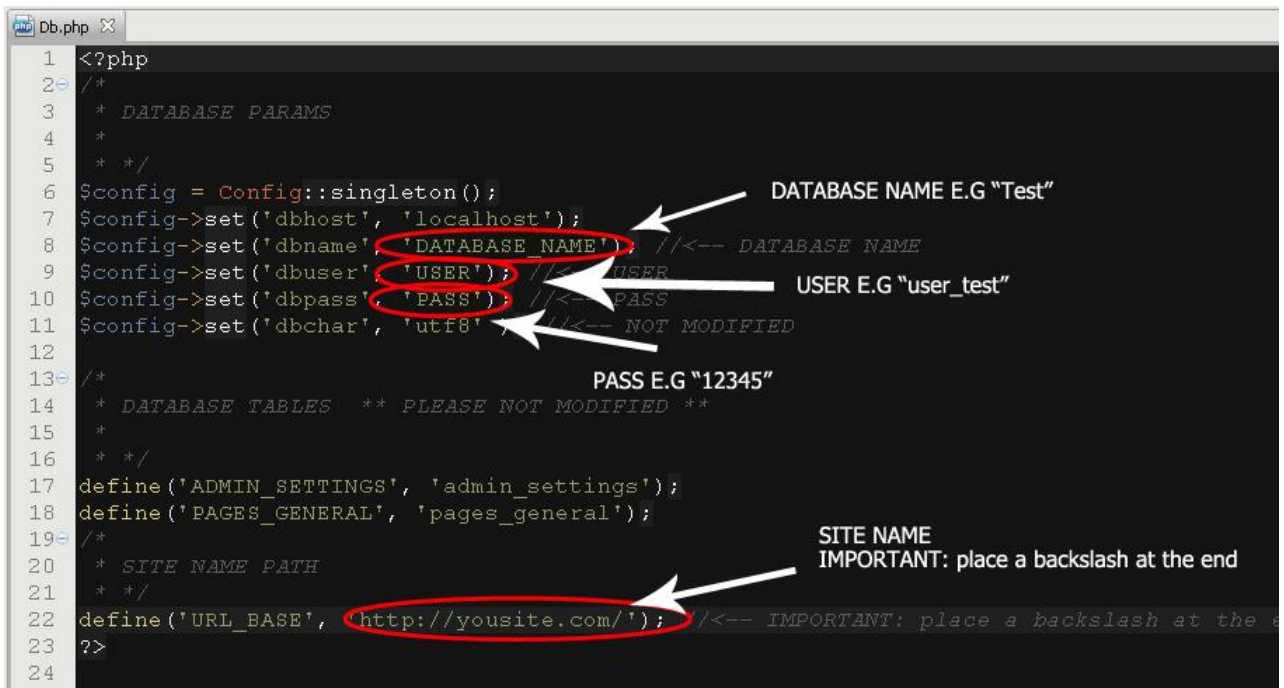
Requirements:

1. PHP 5.4
2. MySQL 5.x
3. cURL
4. PDO Driver
5. GD Library.

Installation:

Make sure **PDO driver** is enabled on your server, if not, you should ask your hosting provider activation of this driver, so that the script can work.

- 1.) Open the file **Db.php** located in the folder "**application**", with any text editor, e.g: NOTEPAD.



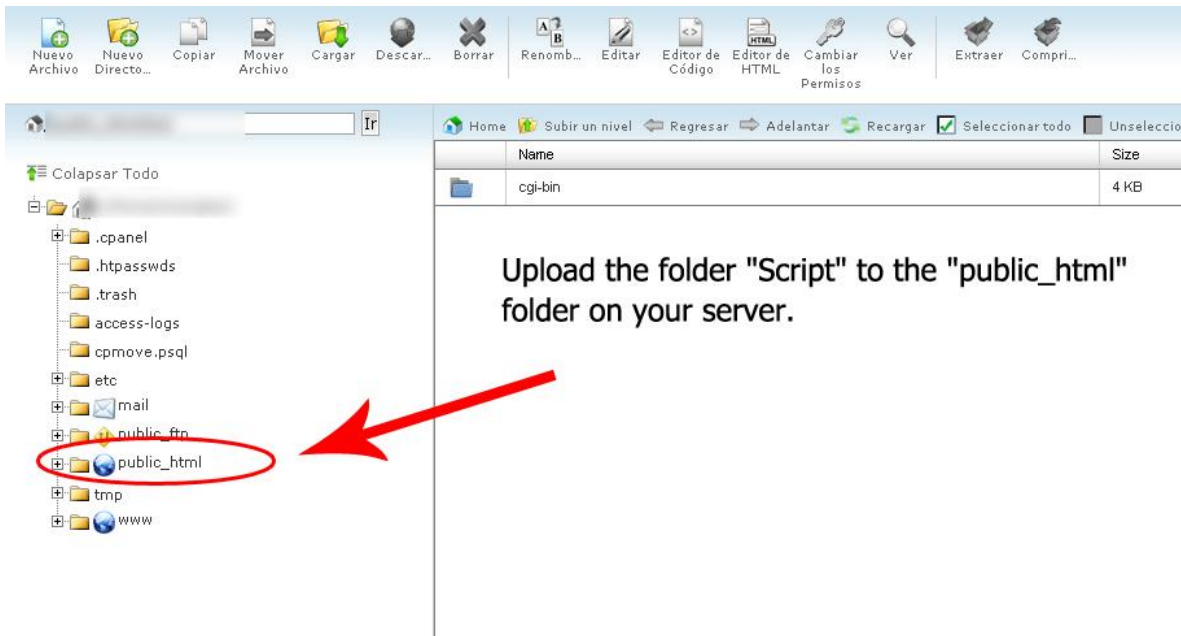
```
1 <?php
2 /*
3  * DATABASE PARAMS
4  *
5  */
6 $config = Config::singleton();
7 $config->set('dbhost', 'localhost');
8 $config->set('dbname', 'DATABASE_NAME'); //<-- DATABASE NAME
9 $config->set('dbuser', 'USER'); //<-- USER
10 $config->set('dbpass', 'PASS'); //<-- PASS
11 $config->set('dbchar', 'utf8'); //<-- NOT MODIFIED
12
13 /*
14  * DATABASE TABLES ** PLEASE NOT MODIFIED **
15  *
16  */
17 define('ADMIN_SETTINGS', 'admin_settings');
18 define('PAGES_GENERAL', 'pages_general');
19 /*
20  * SITE NAME PATH
21  *
22  */
23 define('URL_BASE', 'http://yousite.com/'); //<-- IMPORTANT: place a backslash at the
24 ?>
```

Annotations in the image:

- Arrow pointing to line 8: DATABASE NAME E.G "Test"
- Arrow pointing to line 9: USER E.G "user_test"
- Arrow pointing to line 10: PASS E.G "12345"
- Arrow pointing to line 23: SITE NAME IMPORTANT: place a backslash at the end

Uploading Files:

- A.) Upload the folder "**Script**" to the "**public_html**" folder on your server.



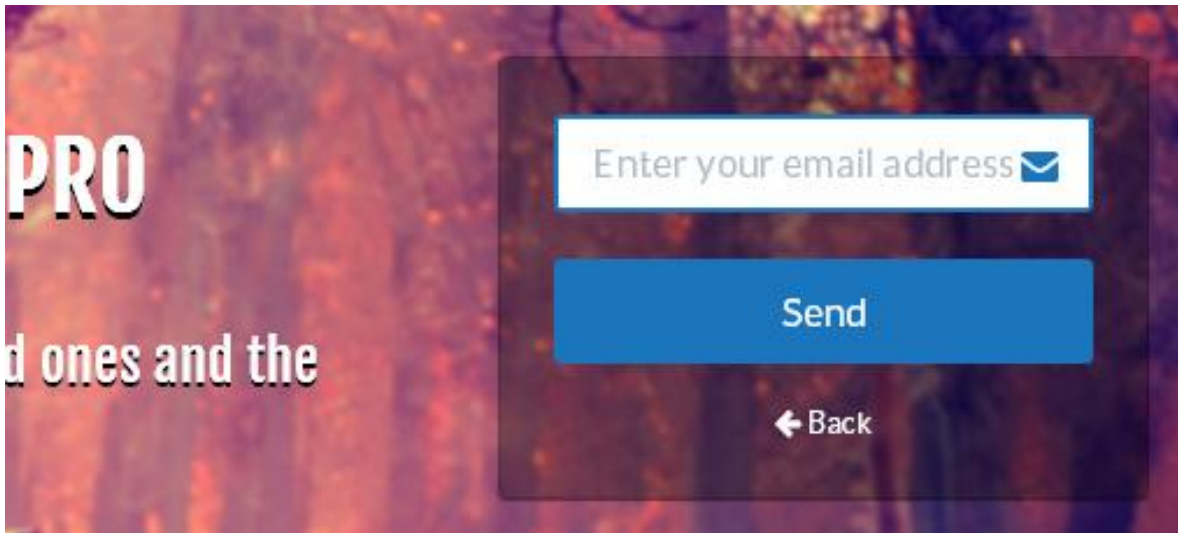
B.) Log into your **phpMyAdmin** and import the **social.sql** file located in the folder "**Mysql**" (**NOTE:** the database already must be created)



Main Features.

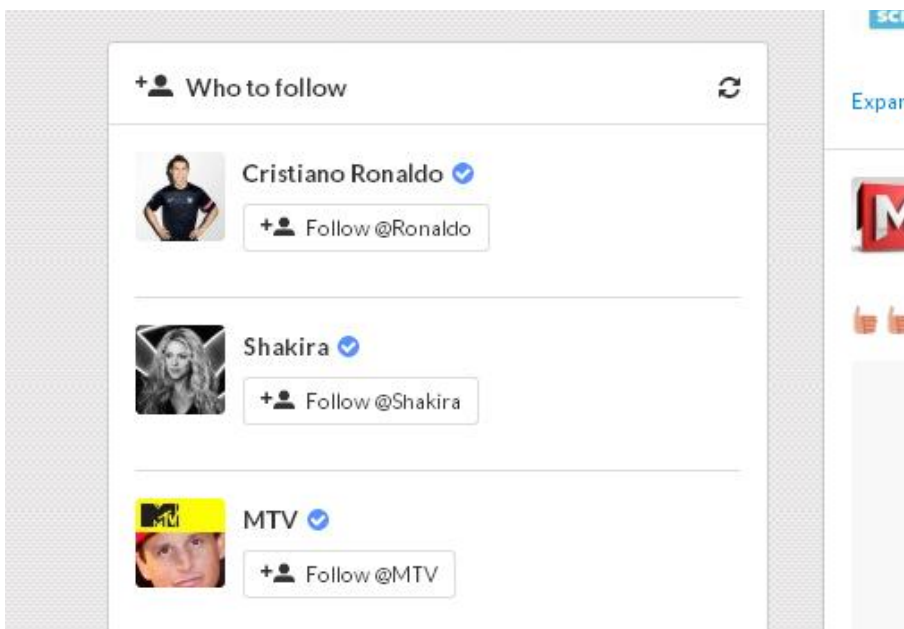
Recover pass

If you forgot your password, you can ask your recovery without having to go to another page.



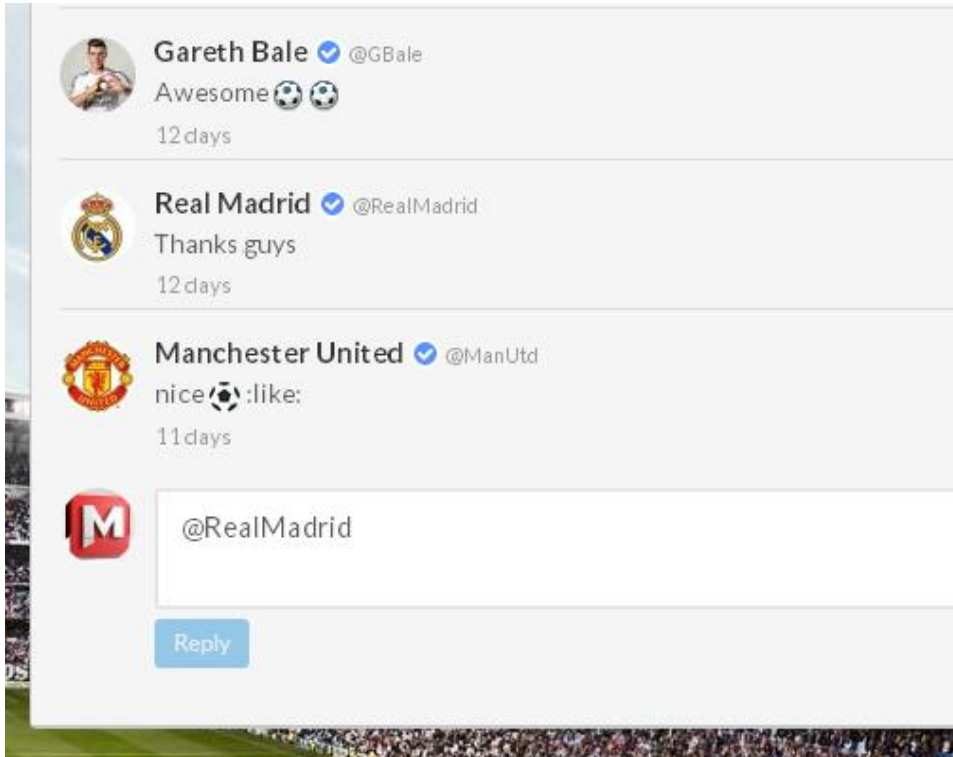
Who to Follow

Suggestions of people you can follow, if a user has locked this not appear, and you can follow the user you want by clicking the link Follow @Username.



Comments on Post

You can comment directly on the publication, and may delete your comment if you Wish.



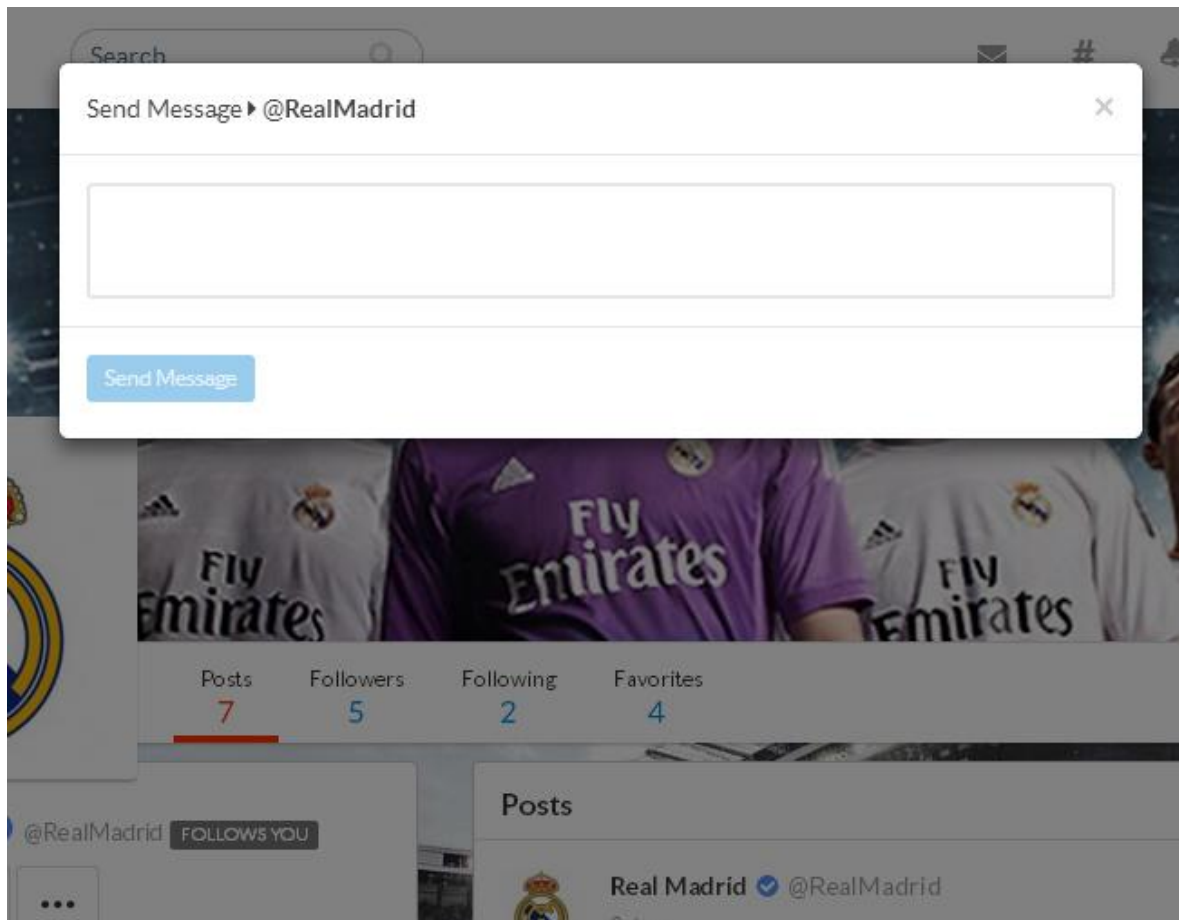
System Favorites

You can add your favorite publications you are most interested. will be marked with a yellow icon in the upper right part of the publication



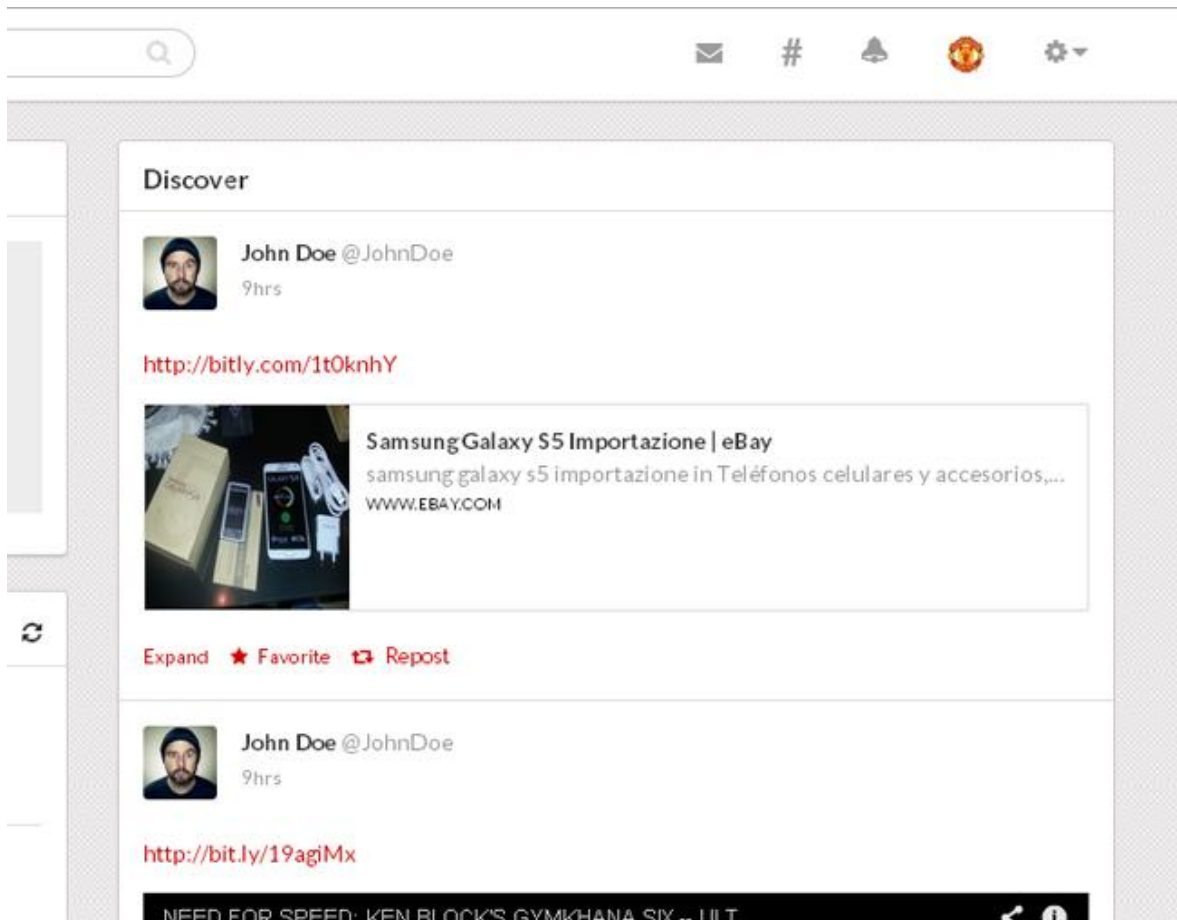
Messages Private

You can send private / direct messages only to users who are following you, or any user who still sends you a message.



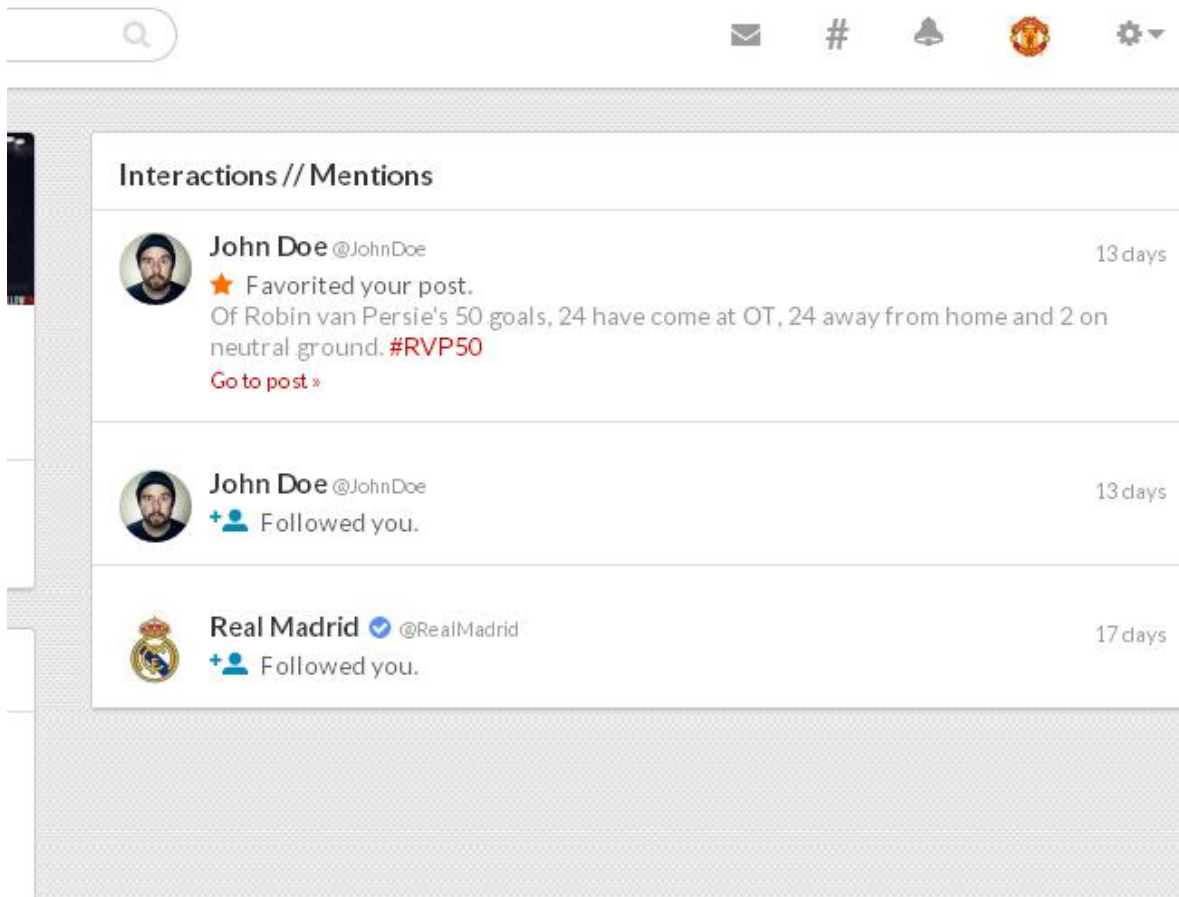
Discover Page

On this page you can see all the updates from users you are not following. publications will appear only users which your profile is "Public".



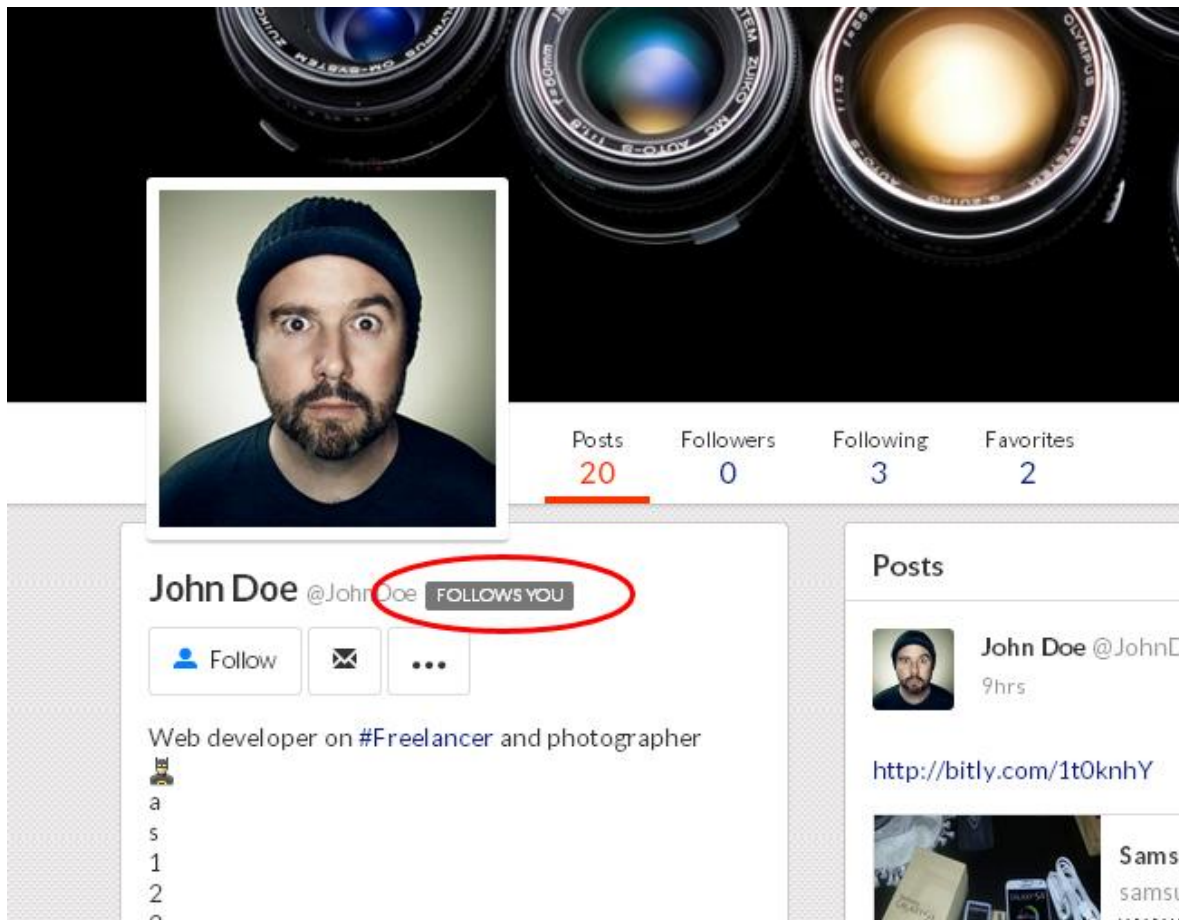
Interactions Page

On this page you can see when a user mentions you in a publication. publications will appear only users which your profile is "Public".



Who follows you

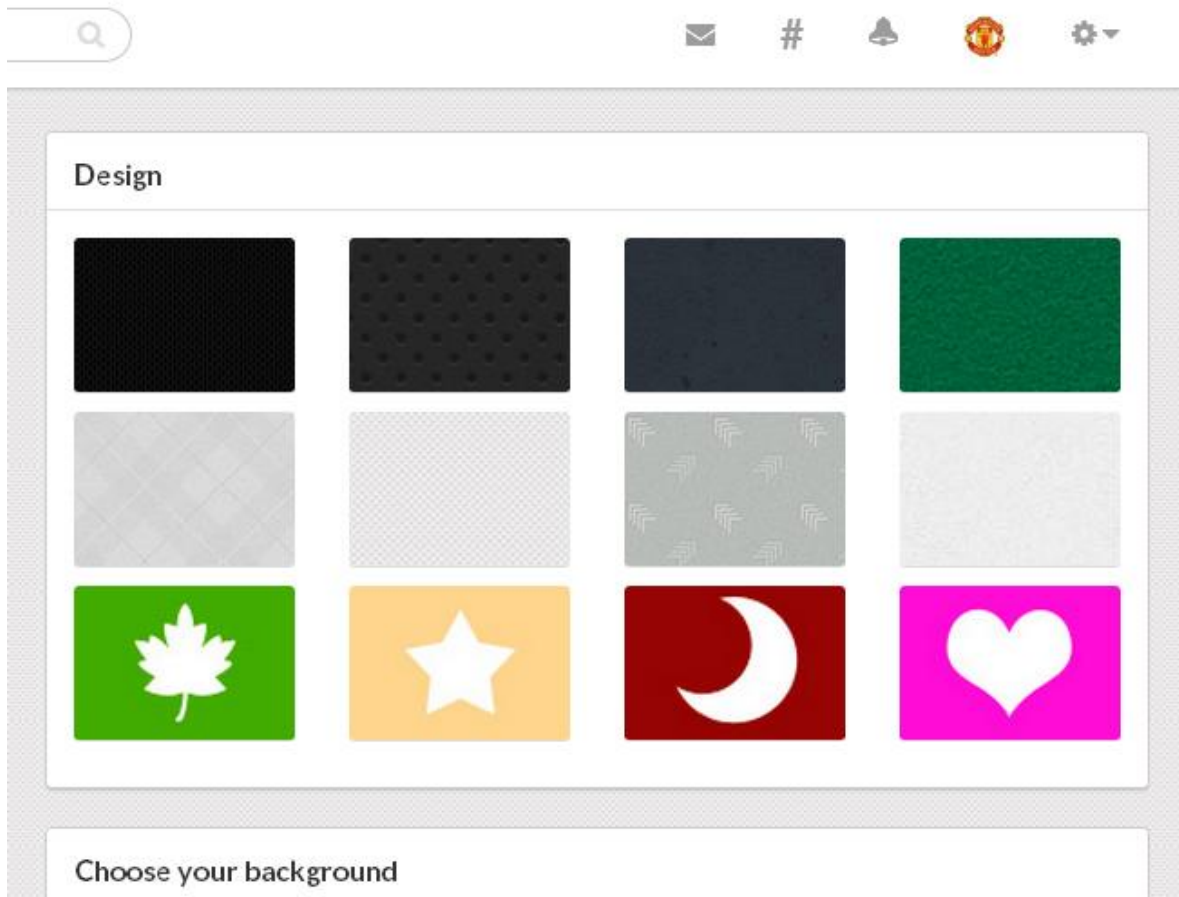
If a user is following you, you'll leave a headband next to your name and user name that says **"FOLLOWS YOU"**.



Customize Profile

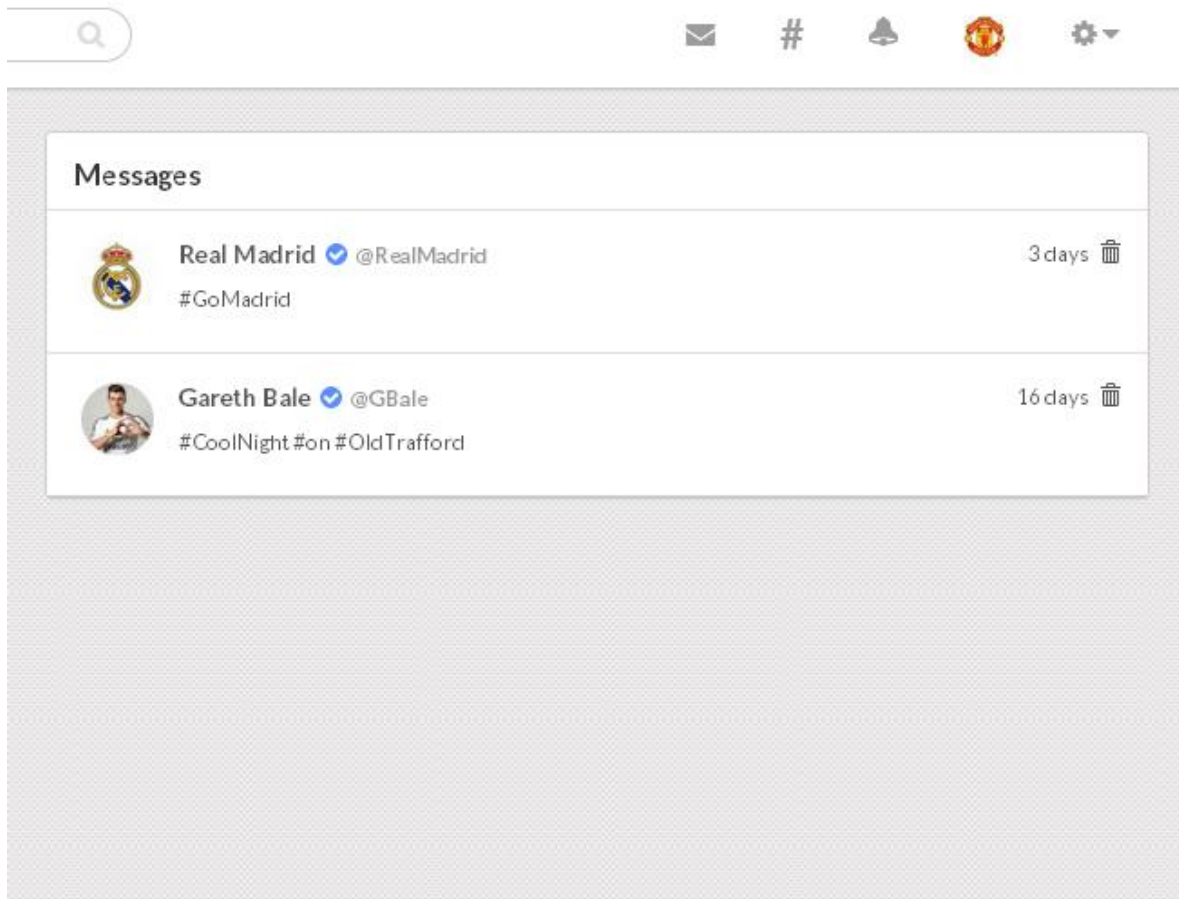
On the page "**Design**" you can customize your profile 100% style Twitter, you can change the color of the link (also change the color of the icons), the background color, upload your own background and set the position.

On the page "**Profile**" you can upload an avatar and a cover for your profile.



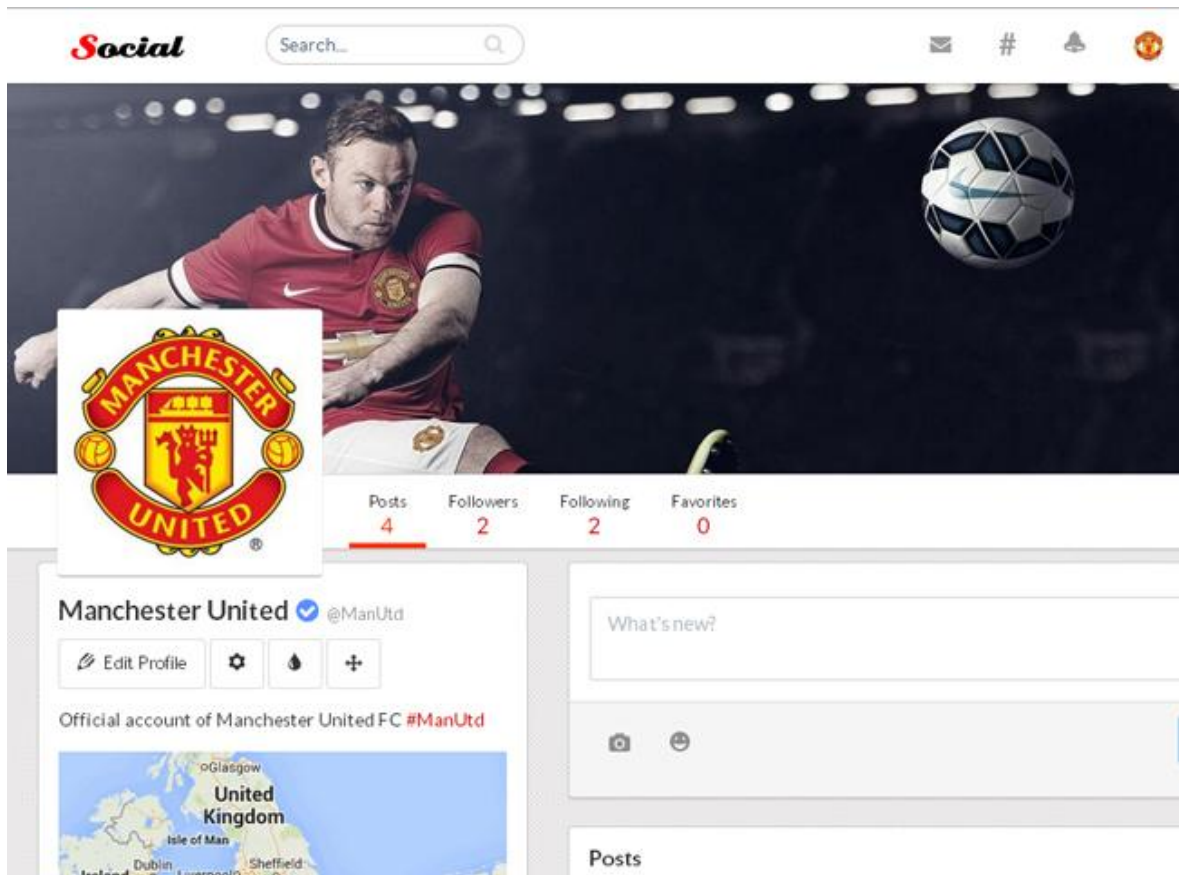
Messages

On page "Messages" you can see the messages sent and received. clicking on the message you can see the complete conversation.



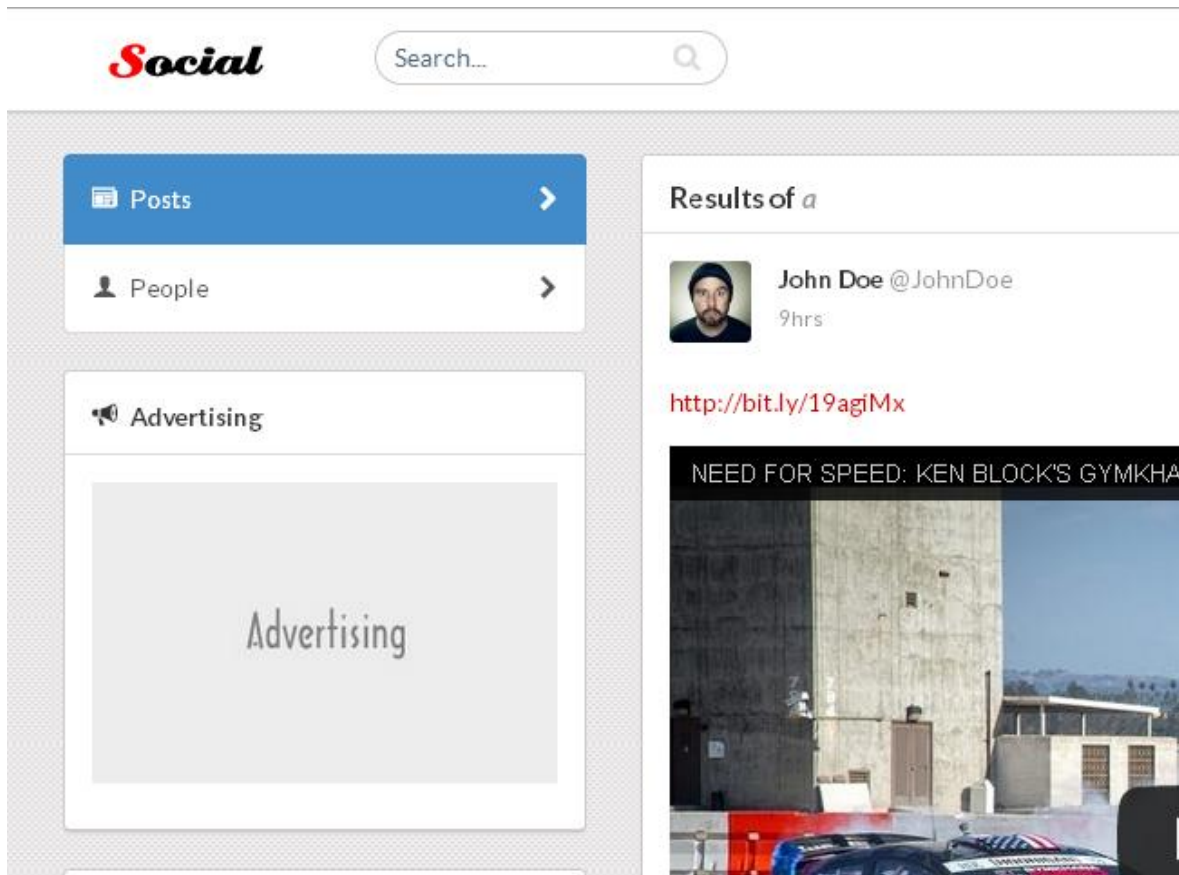
Profile user

From the user's profile page, you can add new publications, access to other sections such as Edit Profile, Media, Design, Settings and see other sections as, Followers, who follows and favorites.



Search posts and users

If the user who has posted, have profile as public, appear in the results of searches. If a user searches for "Somebody" seek all publications containing "Somebody " and users, that your name, biography or user name matches the search.



Sources and Credits

I've used the following files as listed.

1. Bootstrap 3.2 - <http://getbootstrap.com/>
2. Font Awesome - <http://fontawesome.github.io/Font-Awesome/>
3. IcoMoon - <http://icomoon.io>
4. Flat UI - <http://designmodo.github.io/Flat-UI/>
5. Placeholder Plugin jquery.placeholder.1.1.1.min.js // Mike Taylor, <http://miketaylor.com>
6. Twitter API – <https://twitter.com>
7. Char Count count.js // Alen Grakalic
- 8.
9. jqueryTimeago.js // <http://timeago.yarp.com/>
10. jquery.scroll.js // <http://andersonferminiano.com/jqueryscrollpagination/>

11. colorpicker.js // Stefan Petre www.eyecon.ro
12. jquery.colorbox.js // Jack Moore - <http://www.jacklmoore.com/colorbox>
13. jquery.dataTables.js // Allan Jardine (www.sprymedia.co.uk) // www.datatables.net
14. PHPMAILER <https://github.com/Synchro/PHPMailer>
15. Readmore - <http://jedfoster.com/Readmore.js/>
16. Drag Background - <https://github.com/kentor/jquery-draggable-background>
17. jQuery - <http://jquery.com/>
18. Bootboxjs - <http://bootboxjs.com/>
19. Images - unsplash - <http://unsplash.com/>
20. Avatars - <http://uifaces.com/>

Thanks so much!

“Social Microblogging PRO”

Miguel Vasquez - miguelvasquezweb@gmail.com